



**Sydney North**  
**Public Schools**  
**Dance**

# 2024 FESTIVAL ONLINE RESOURCE

# CONTENTS

- 3. SNPSD
- 6. Festival facts & figures
- 9. Item Content & Quality
- 12,13,14. Costume
- 18. Application stages
- 21. Item details
- 24. Programming Considerations
- 27. If accepted
- 29. Ticketing
- 32. At the theatre
- 35. Questions contact
- 42. Glen St Theatre Stage Plan
- 4. Mission
- 7. Selection Criteria
- 10. Other Considerations
- 15,16. Safe Dance Practice
- 19. Stage 1 Application Info.
- 22. Stage 3 Application Info.
- 25. Assisting programming
- 28. Information Package & Rehearsal & Performance Schedule
- 30. Hoodies
- 33. Support contacts
- 36-41. 2024 Festival Participation Criteria
- 5. SNPSD Executive
- 8. Participation Criteria
- 11. Music
- 17. Timeline
- 20. Stage 2 Application Info.
- 23. Audition Videos
- 26. Music Upload
- 31. Dress Rehearsal
- 34. Stage 1 Application link

# SNPS DANCE

Our purpose is to facilitate and support the Teaching and Learning of Dance (as defined and described in Department of Education curriculum documents) and Dance Performance in the Public Schools of Sydney North.

# OUR MISSION STATEMENT

**Inclusivity** – this organisation aims to serve students of all ages, genders, dance experience, teachers and schools across our region.

**A reflection of the ethos and standards of public education** – with particular reference to age-appropriate and gender-appropriate values.

**An understanding of Dance as a performing art** – within the curriculum, guided by the spirit and fundamentals of the K-to-12 Dance syllabuses.

**An appreciation for the collaborative endeavour** – of students, teachers and parents in experiencing learning in Dance and realising and presenting Dance performances.

**An aspiration for excellence** – in all aspects of teaching and learning, performance and production.

# SNPSD EXECUTIVE

KIM PEADE

Chairperson & Festival  
Coordinator

TAMARA MITCHELL

Deputy Chairperson

KELLY LUKIC

Deputy Chairperson

FIONA LEE

Secretary

NATALIE PANETTA

Assistant Secretary

LINDA FABBRO

Treasurer

CLARE BENNETT

Assistant Treasurer

CLARE CORFE

Executive Member

KIM GRAHAM

Executive Member

CHLOE WOODWARD

Executive Member & Ass't Festival  
Coordinator

# SOME FACTS

&

# FIGURES

At this time, we do not have a definitive number of applications, but it is possible that there may NOT be space in the schedule for all items which apply

SELECTION CRITERIA - see next slide


For the 2024 Festival - We remain committed to inclusivity - there are -

- 10 full rehearsal days
- 8 or 9 weekdays for performances
- 2 weekends for performances

This allows for a maximum number of items of 160. (20 more than 2023)

To get to that maximum number we need -

- 8 items to rehearse outside of school hours (8.30am - 3.15pm)
- At least 120 items to perform in one weekend show
- Flexibility in rehearsal and performance scheduling



1. READING AND  
AWARENESS OF  
THIS FESTIVAL  
ONLINE  
RESOURCE



2. ON-TIME  
SUBMISSION OF  
STAGE  
APPLICATIONS

---

**SELECTION CRITERIA**

---



3. ADHERENCE  
TO FESTIVAL  
PARTICIPATION  
CRITERIA



4. SCHEDULING  
FLEXIBILITY



5. ITEM CONTENT &  
QUALITY

# 2024 FESTIVAL SELECTION CRITERIA

\*Schools may apply for *two items*.

\*If a school wishes to apply for a *third item*, they must indicate on the Stage 1 Application and state a reason(s) for doing so.

\*Maximum number of students per group are as follows -  
*Primary 24, Secondary 20*


The complete 2024 SNPSD Festival Participation Criteria are detailed below on slides 36 to 41



# ITEM CONTENT & QUALITY

## RELATIVE TO THE AGE & STAGE OF THE GROUP

- INTENT (WHAT YOU WANT THE AUDIENCE TO THINK, IMAGINE OR FEEL)
- STRUCTURE - A SENSE OF DEVELOPMENT, VARIATION/CONTRAST FOR A PURPOSE
- CHOICE OF MUSIC
- MOVEMENT SELECTION
- USE OF THE ELEMENTS OF DANCE (SPACE, TIME DYNAMICS)
- THEATRICALITY-USE OF AUDIO/VISUAL, PRODUCTION, CHARACTERISATION AND/OR NARRATIVE ELEMENTS
- STUDENT SKILL AND PERFORMANCE QUALITY



# OTHER CONSIDERATIONS

---

music  
choice &  
editing

costumes

safe  
dance  
practice

# MUSIC

Please note - Music must be purchased legally from iTunes or elsewhere (it must not be lifted from YouTube music videos or other sources)

Please read all lyrics thoroughly and be aware of the intent of the music and its subject matter.

Items containing songs with inappropriate lyrics, themes or colloquial meanings or context and/or sub-context **will not be accepted.**

Be aware that Top 40 hits or current popular songs are frequently over-used, leading to difficulties for programming and leading to unnecessary comparisons between groups

# COSTUMES

Costume, hair and makeup should be ready for onstage performance and photography

Should be -

Functional - for movement & under lights & with the possibility of close up camera shots and angles

Appropriate – for age, gender & intent

Suitable to all body types




**NOT  
APPROPRIATE**

- midriff,
- short shorts,
- low tops,
- adult clothing
- leotards only, without tights



# APPROPRIATE FOR STAGE & SCREEN





# SAFE DANCE PRACTICE

- OUR FIRST PRIORITY – THE SAFETY, HEALTH AND WELFARE OF OUR STUDENTS
- SDP APPLIES NOT JUST TO PERFORMANCE, BUT ALSO TO THE LEARNING AND REHEARSAL PERIOD



# ALL MOVEMENT HAS RISK, BUT WE NEED TO MITIGATE THAT BY:

- understanding that movement, that is not completed correctly or with control, not only puts students at risk of injury, but also detracts from the quality of the performance
- students' levels of dance experience, strength, body type and technical skills will impact their ability to complete and control movement
- some movements are contra-indicated - ie inherently unsafe and should be avoided
- there are always simpler, safer alternatives which can be tried and given more complex appearances by arrangement in space and time
- the Festival Criteria document has a specific Safe Dance appendix, which contains more detail



# 2024

# TIMELINE



- Thursday, February 15 ~ 2024 Dance Festival Online Resource sent to all teachers - Stage 1 Applications OPEN
- Friday, March 8 ~ Stage 1 Applications DUE
- Monday, March 11 ~ Stage 2 Applications OPEN
- Friday, April 5 ~ Stage 2 Applications DUE
- Monday, April 8 ~ Stage 3 Applications OPEN
- Monday, May 6 ~ Stage 3 Applications DUE and Audition videos DUE
- Friday, May 17 ~ Advice of item(s) acceptance sent
- Friday, May 24 ~ Rehearsal & Performance Information sent
- Friday, June 7 ~ Music submission (online) - closing date
- Monday, June 17 ~ Festival begins
- Sunday, June 30 ~ Festival ends

# APPLICATIONS

Applications are submitted in 3 separate stages as described next

- Stage 1
- Stage 2
- Stage 3

# STAGE 1 APPLICATIONS

DUE: FRIDAY 8TH MARCH

---

## SCHOOL & NO. OF ITEMS

Option to apply for a 3rd  
item

## PRINCIPAL APPROVAL

Ensure your principal is aware of  
your intention to participate

## OPTIONAL MUSIC LYRICS SUBMISSION

If known at this time

- **Please submit 1 application PER SCHOOL**

# STAGE 2 APPLICATIONS

DUE: FRIDAY 5TH APRIL

---

## ITEM DETAILS\*

Title, choreographer(s)  
program note, lyrics, music  
details & length, costume  
colours



## DECLARATION

Teacher declaration of  
Principal approval &  
adherence to festival  
criteria

\*See next slide

- See next slide

• **Please submit 1 application PER ITEM**

# ITEM DETAILS

- **Item title** – all words start with uppercase – eg *A Day In Paris*
- **Choreographer(s)** - Include ALL choreographers - First name and Surname - Don't include courtesy titles – ie - write “John Smith”, NOT “Mr John Smith” or “Mr Smith”
- **Program notes** should be short and try to capture the essence of the dance. Please check punctuation, structure, grammar and spelling. Maximum of 120 characters. Try not to repeat the whole title in the program note

# STAGE 3 APPLICATIONS

DUE: MONDAY 6TH MAY

---

## ITEM DETAILS

Confirming item name and  
choreographer(s)

## AUDITION VIDEO

Submit to Google Drive. Label  
with school name, then item title

## UNSUITABLE DATES

For the maximum number of  
items to be accepted,  
flexibility in scheduling is  
needed. 75% of items will  
need to be available for one  
weekend performance

# AUDITION VIDEOS



DUE MONDAY 6TH MAY

PLEASE -

Show **at least one minute** of your dance.

Consider the filming/framing of your video to give the best possible view of the dance

Include **one of each costume** in the video, **if possible**.

Ensure you are adhering to the selection criteria.

*Feedback regarding the selection criteria will be offered.*

# PROGRAMMING PROCESS

- WE HAVE TO CONSIDER

Items with the same or similar themes

Boys groups

## Unsuitable dates

Variety of styles

Variety of moods

Where schools have more than 1 item

Different ages and stages

Balanced programs and program orders

## 2 live performances per group

Bus or private cars for transport to rehearsal

- Making the numbers work in the available days

Time between performances

Props and staging

Repeated choreographers

Items using the same music

## Dress rehearsal times and availability

High Schools and Primary Schools

Proximity to the theatre for rehearsals

*With all these constraints, we do our best to be fair & reasonable with the programming of your items*



# HOW TO ASSIST OUR PROGRAMMING

- Submit accurate information that doesn't require amendment or correction
- Flexibility with respect to performance days - including availability for one weekend performance
- For schools with a single item or local schools, flexibility for a first-or-last-in-the-day rehearsal or out-of-school hours dress/tech rehearsal/filming session helps us

# MUSIC UPLOAD

DUE BY FRIDAY 7TH JUNE

You will need to upload your music to the Google Drive folder link provided in a future email.  
We can assist with editing advice or editing.

Email - Kim Peade -  
[kimberley.peade@det.nsw.edu.au](mailto:kimberley.peade@det.nsw.edu.au)

Or

Natalie Panetta -  
[natalie.panetta1@det.nsw.edu.au](mailto:natalie.panetta1@det.nsw.edu.au)

# IF YOUR ITEM IS ACCEPTED INTO THE FESTIVAL IT WILL HAVE -

- 1 DRESS/TECHNICAL Rehearsal/Filming Session
- 2 LIVE Performances
- 1 FILM Performance

Please note - Students are clearly required at the theatre for their Live performance, but not required at the theatre when their Film is screened

You will be sent the following -

# THE FINAL INFORMATION PACKAGE & THE REHEARSAL & PERFORMANCE SCHEDULE

The Final Information package contains the following:

- **General Festival Dates**
- **Information for Teachers (including Hoodie Information)**
- **Information for Parents - please print/send to parents**
- **Information for Students - please print/send to students**
- **Ticketing Information - please print/send to parents**
- **Risk Assessments**

The **Rehearsal & Performance Schedule** is where you will find the **dates and times of your school's Rehearsal/Filming Session, Live Performances and Film Screening**. In this document, schools are listed alphabetically.


Please check the information about your school's item/s extremely carefully. It is imperative that the information you give your students/parents is accurate, to avoid incorrect bookings. We recommend you create your own note for parents, using the information provided, but you can share the full Rehearsal & Performance Schedule.

# TICKETING


Please remind parents that all ticketing is done via direct communication with the Glen St Theatre - Further detailed information regarding ticketing will be included in the Final Information Package. But please ensure that you convey -



TIMELY  
INFORMATION  
TO PARENTS



CLEAR, CORRECT  
INFORMATION TO  
PARENTS



THE IMPORTANCE OF  
SUPPORTING YOUR  
STUDENTS AT THE  
THEATRE AND THE  
FESTIVAL THROUGH  
THE BOX OFFICE.



**Sydney North  
Public Schools  
Dance**

# HOODIES

- Hoodie sales are handled completely by an external company, Unison Designs and sales are **online only**.
- Complete Hoodie information will be sent to teachers in a later, separate email
- We rely on teachers passing on the ordering information to parents by simply forwarding a link
- The plan for this year is to return to a zippered Hoodie and send garments directly to parents' addresses, not schools as in previous years


# DRESS/ TECHNICAL REHEARSALS

Require attention to these aspects

For a plan and the dimensions of the Glen St Theatre Stage, see Slide 42



TIMING




BEING STAGE  
READY



LIGHTING AND  
SOUND




COSTUME,  
HAIR AND  
MAKEUP



PROPS



GROUP  
PHOTO



FILMING

## Important advice

### When at the theatre



- The holding room door opens 30 minutes before each performance, no earlier
- All students must be with their supervising teacher before entering
- Holding space is limited and allocated
- While we understand the excitement of performing in a professional theatre, please communicate to your students that it is not a play area
- Toilet facilities are limited– alternative options:
  - Glenrose Shopping Centre
  - At home before arrival
- The holding room has very limited appropriate space for changing. Students should arrive in costume with makeup done
- Adequate Teacher supervision is required for two items in the same show (2 teachers) - eg when one group is on stage with a supervising teacher, the other group is in the holding room with a supervising teacher
- Teachers need to be actively supervising their students at all times during the festival

**THE HOLDING ROOM IS A WORKPLACE FOR YOU AND OUR STAFF-PLEASE DO YOUR BEST TO RESPECT IT AS SUCH**



# SUPPORT

Who to contact if you...

...would like support with music editing -  
natalie.panetta1@det.nsw.edu.au

...would like to ask about safe dance, rehearsal and performance scheduling -  
kimberley.peade@det.nsw.edu.au

...would like support with the application process -  
fiona.lee@det.nsw.edu.au

...are NEW to Sydney North Public Schools Dance -  
kim.graham3@det.nsw.edu.au

For the Stage 1 Application form

Click - [HERE](#)

FOR ANY OTHER QUESTIONS CONCERNING THIS RESOURCE OR  
INFORMATION CONTAINED HEREIN

QUESTIONS

Email - Festival Coordinator - Kim Peade  
[kimberley.peade@det.nsw.edu.au](mailto:kimberley.peade@det.nsw.edu.au)

# SYDNEY NORTH PUBLIC SCHOOLS DANCE FESTIVAL 2024 PARTICIPATION CRITERIA

## 2024 FESTIVAL APPLICATIONS

Schools seeking to participate in the Sydney North Public Schools Dance Festival must apply online by the due dates. The application must be approved by the school's principal.

- Items must contain no fewer than 6 and no more than 24 dancers for Primary and 20 dancers for Secondary. Please note this does not mean 24 or 20 dancers on stage at any one time; it means items must have no more than 24 or 20 performers in an item in total.
- **Schools can apply for 2 items**. This is the same for Primary and Secondary Schools. If schools wish to make an application for a **third** item, they must make a case for consideration to the SNPSD Executive on the basis of their special circumstances.
- **Secondary School** items should cover **a period of between 2 and 6 minutes duration only**.
- **Primary School** items should cover a period of **between 2 and 4 minutes duration only**.
- Individual students are to appear in only one item per school.

## CHOREOGRAPHERS

Items for the Festival should be choreographed by one or more of the following:

- Department of Education teachers
- Students who are currently attending a government school
- Non-Departmental dance teachers who conduct dance programs within the school
- Volunteers with dance experience (parents/ex-students/older siblings)

Choreography by non-Departmental dance teachers and students must be developed with the supervision of a Departmental teacher at that school. Choreography must be original and in accordance with copyright laws. Supervising Departmental teachers must communicate all relevant information to Non-Departmental choreographers.

## ITEM CONTENT

All items should exemplify the objectives of the Department of Education Creative Arts and Dance Syllabuses. Choices made by the choreographer should be appropriate to the age, gender and stage of development of the students.

Items that do not adhere to the SNPS Dance Festival Participation Criteria, will not be included.

The following should be considered in the presentation of all items -

### Intent

- Items should be developed with a clear intent/theme in mind. This should relate to how the audience is meant to think, feel or imagine in response. Intent will often involve a thematic approach or the presentation of a theme.
- Intentions/themes should be consistent with item titles, program notes and movement, music, costume and prop choices.
- Portrayal of some themes is inappropriate for school-aged students - for example - (but not limited to) sexual or suggestive content, physical infatuation, depression, suicide, sexism, violence, and drug and alcohol use.
- Sensitivity should be displayed in the treatment of cultural appropriation and adaptation.

### Movement

- All items should adhere to the accepted Safe Dance Practice as outlined by the SNPSD Executive. See Appendix I below.
- Movement should explore the elements of dance - space, time and dynamics and the relationships between performers (including a variety of formations and the optimal use and variation of the stage space.)
- Movements of a suggestive nature such as chest and pelvic thrusts, running hands down the body and movement that inappropriately focuses attention on parts of the body must be avoided.
- Acrobatic movement or tricks that are uncontrolled, unsuited to the age and experience of the students, and/or unrelated to the intent of the dance should not be part of the choreography.
- Extended focus on individual performers/soloists within an item is to be avoided.

## Music

- Please read all lyrics thoroughly and be aware of their meaning, intent and subject matter.
- Items containing songs with inappropriate lyrics, themes, context and/or sub-context will not be accepted (please note this includes edited tracks where offensive lyrics are removed or where a “clean” version has been obtained).
- Songs represented by video clips that contain adult themes or are otherwise inappropriate for students, will not be accepted.
- Some examples of songs with inappropriate themes and/or lyrics include (but are not limited to) Uptown Funk by Bruno Mars, Smooth Criminal by Michael Jackson, Starships by Nicki Minaj, Gangnam Style by Psy or Greased Lightning from Grease. If you are unsure about your song choice, please ask for clarification.
- Top 40 hits or current popular songs may be used, but they need to be relevant to the intent/theme of the item.
- For questions or information concerning Music copyright refer to - [www.smartcopying.edu.au](http://www.smartcopying.edu.au).

## Costume

- Costumes should respect the dignity of all performers at all times. Sensitivity should be shown to all students and all body types.
- Unacceptable costumes include bare or cut-out midriffs, low necklines or V-neck leotards, overly brief shorts, sheer or see-through tops or bottoms, costumes which reveal underwear etc.
- Please consider how costumes can become see-through under stage lights, and how they may shift as dancers move.
- Costumes with a “leotard bottom” should be worn with stockings or tights underneath.
- Please be aware that costumes ordered online or not custom fitted, may need adjusting and need to be organised well before auditions.

## Props

- Props (hand-held or free-standing) should be integral to the item’s intent, comply with WHS guidelines and be safe to load, set, strike and store.

## AUDITION PROCESS in 2024

Schools will need to submit a video of their item to be considered for selection for the festival in 2024, in the Stage 3 Application. This is not negotiable. The audition is an integral step in the planning process for schools, teachers, students and the Festival organisers and the organisers will endeavour to make this process as valuable as auditions have been in the past.

- A panel comprising Sydney North Public Schools Dance representatives will view all audition submissions.
- All items should be as near to completion as possible at the time of filming (While it is understood that many items will NOT be completed for the audition - [one minute minimum is required](#)).
- Audition feedback should be considered and acted upon.
- One student in full costume for each “character” in your item should be presented in your audition video if possible.
- Auditioning groups must be prepared to make changes to choreography and/or costumes that do not follow the criteria above.

Sydney North Public Schools Dance has the responsibility for the organisation of the festival and reserves the right to insist upon adherence to the criteria at any time, up to and including the dress/technical rehearsal and stage performance.

## APPENDIX I

ALL TEACHERS PLEASE READ

### Safe Dance Practice

Amongst the responsibilities of the teacher's ongoing duty of care is to consider accepted principles of safe dance practice. All movement activity entails potential risk of injury and the teacher cannot eliminate it altogether, but should mitigate it in class and choreographic scenarios.

The Australian Curriculum defines Safe Dance Practice as 'the practice of selecting and executing safe movement. The focus is on providing dance activities and exercises which allow students to participate without risk of injury. All dance movement should be performed relevant to an individual's body type and capabilities'.

Certain movement done by certain individuals is often deemed "contra-indicated" – i.e. should not be attempted. This will depend on the age, experience, skill level, alignment, strength, flexibility and control of the individual. Given that teachers work with students who vary in these qualities there are many movements, which are [contra-indicated](#).

The main areas, [which are at risk of injury](#), are –

- the knee, which is susceptible because it is a hinge joint, which works optimally in one plane.
- the foot and ankle, which are relatively small structures which bear large loads, particularly when they leave and return to the ground.
- the back, because it is susceptible to injury, because it is structurally complex, with its network of bones, cartilages (discs), muscles and nerves and its great potential for movement.



**Unsafe Movements** include (but are not limited to) –

- o **Forced extension of muscles** (stretching) in manoeuvres like full splits, leg mounts, reverse leg mounts, penchés
- o **Full head or neck rolls**
- o **Forced hyper-extension of the back** – in elements like back arches, bridges, walkovers (forward or Backward)
- o **Any form of “knee drop” or “toe-over”** – single leg or two-legged, “Sarah Jane”, “Toe-breaker”
- o **Any uncontrolled or unaligned landing from a jump**, (frequently as a result of poor “form” in the air)
- o **Hyper-flexion (extreme bending) of the knees** (under load) i.e. deep knee bends
- o **Loading the back with weight** (lifts or weight-sharing) where the shoulders, hips, knees and feet are not aligned.
- o Movements which involve **ballistic (bouncing) stretching** of muscles
- o **Acrobatic elements** – cartwheels, aerial cartwheels, biranis, somersaults, flips, assisted flips, fly-rolls. Sometimes these are poorly performed and controlled and when executed in a space full of other bodies, represent a risk to other performers.

Please note that much of the movement noted above often has very little relevance to the theme or intent of the dance work presented. These are the “Ta Da!” or “Look Mum, No Hands!” moments and relevant, interesting and impressive alternatives are always available.

**SNPS Dance reserves the right to prohibit the use of unsafe, high-risk or poorly executed movements or elements.**

**GLEN ST THEATRE STAGE PLAN** - not to scale, but Onstage dimensions accurate

